




























# NQ Games 2026

## Overall Results

Place	Bib	Name	Nat.	YoB	Gender	AG	Club	Swim	T1	Bike	T2	Run	Finish
14-15-F													
Sprint Distance													
30.	18	Hynes, Silvie		2012	F	Female 10-14		13:51	01:12	48:20	01:35	28:17	<b>1:33:15</b>
16-19-F													
Sprint Distance													
25.	10	Richardson, Abby		2007	F	Female 15-19		15:53	00:25	46:15	00:33	26:22	<b>1:29:28</b>
28.	6	Cahill, Isabelle		2010	F	Female 15-19		15:55	00:26	45:10	00:43	30:26	<b>1:32:40</b>
16-19-M													
Sprint Distance													
1.	1	Thomas, John		2009	M	Male 15-19		10:44	00:19	35:54	00:36	18:48	<b>1:06:21</b>
10.	9	Richardson, Callum		2009	M	Male 15-19		13:56	00:35	40:34	00:43	21:02	<b>1:16:50</b>
26.	19	Caldwell, Caleb		2008	M	Male 15-19		17:12	01:08	43:45	01:04	26:37	<b>1:29:46</b>
20-29-F													
Sprint Distance													
14.	11	Richardson, Hannah		2004	F	Female 20-24		13:47	00:30	41:51	00:31	26:11	<b>1:22:50</b>
34.	2	Dent, Madeleine		1999	F	Female 25-29		16:12	01:25	47:41	01:07	30:04	<b>1:36:29</b>
36.	35	Short, Phoebe		1997	F	Female 25-29		16:24	01:47	48:17	00:56	30:11	<b>1:37:35</b>
42.	29	Jaenke, Zoe		2000	F	Female 25-29		20:04	01:37	46:35	01:17	33:25	<b>1:42:58</b>
44.	23	Busiko, Andrea		1997	F	Female 25-29		14:56	01:56	49:02	01:08	37:46	<b>1:44:48</b>
20-29-M													
Sprint Distance													
DNF	44	Havemann, Jared		2005	M	Male 20-24		10:40	00:17				
2.	25	Brinkmann, Daniel		2005	M	Male 20-24		10:51	00:33	35:26	00:34	19:48	<b>1:07:12</b>
4.	28	Roberts, Korey		2006	M	Male 20-24		12:38	00:37	36:46	00:51	19:33	<b>1:10:25</b>
5.	15	Simba, Walz			M	Male 55-59		12:51	00:39	37:52	00:37	20:22	<b>1:12:21</b>
7.	14	McCann, Jordan		2004	M	Male 20-24		12:46	00:26	37:57	00:42	21:33	<b>1:13:24</b>



# NQ Games 2026

## Overall Results

Place	Bib	Name	Nat.	YoB	Gender	AG	Club	Swim	T1	Bike	T2	Run	Finish
30-39-F													
Sprint Distance													
23.	4	Torrisi, Mason		1996	F	Female 30-34		17:25	01:09	43:22	00:37	25:49	<b>1:28:22</b>
27.	48	Mizzi, Ellen		1996	F	Female 30-34		16:56	01:34	43:47	01:31	26:01	<b>1:29:49</b>
40.	49	Matthews, Janeen		1993	F	Female 30-34		17:17	01:49	50:06	01:13	31:13	<b>1:41:38</b>
30-39-M													
Sprint Distance													
13.	39	Davies, Jonathan		1995	M	Male 30-34		15:58	01:18	41:30	00:56	21:04	<b>1:20:46</b>
15.	54	McIntyre, Will			M	Male 55-59		13:20	01:07	42:36	01:17	24:49	<b>1:23:09</b>
17.	27	Jarrett, William		1994	M	Male 30-34		15:52	01:45	40:41	01:28	25:16	<b>1:25:02</b>
22.	32	Beazley, Alexander		1992	M	Male 30-34		18:14	02:12	41:04	01:07	25:35	<b>1:28:12</b>
40-49-F													
Sprint Distance													
9.	43	Walker, Jody		1985	F	Female 40-44		13:54	00:42	39:22	00:38	22:13	<b>1:16:49</b>
21.	3	Jocelyn, Victoria		1980	F	Female 45-49		17:54	01:47	41:35	01:09	24:42	<b>1:27:07</b>
32.	51	Higgins, Nerida		1977	F	Female 45-49		15:18	01:21	45:43	01:06	30:10	<b>1:33:38</b>
33.	47	Trend, Amanda		1986	F	Female 40-44		18:51	01:07	44:03	01:17	29:12	<b>1:34:30</b>
37.	41	Childs, Debra Ann		1978	F	Female 45-49		18:48	00:51	43:53	01:04	33:14	<b>1:37:50</b>
39.	8	Mulcahy, Joanne			F	Female 55-59		23:04	01:30	47:08	00:38	28:59	<b>1:41:19</b>
49.	12	Richardson, Kristy		1977	F	Female 45-49		18:08	01:20	51:23	01:09	41:51	<b>1:53:51</b>
40-49-M													
Sprint Distance													
3.	46	Kroyherr, Jani		1979	M	Male 45-49		13:14	00:34	34:30	00:38	20:29	<b>1:09:25</b>
11.	42	de Haan, Martin		1982	M	Male 40-44		13:50	00:20	35:55	00:40	26:26	<b>1:17:11</b>
12.	40	Leonard, James		1978	M	Male 45-49		14:51	00:59	37:49	00:50	23:11	<b>1:17:40</b>
16.	26	Lucas, Brain		1980	M	Male 45-49		18:42	01:35	39:24	01:19	23:54	<b>1:24:54</b>
18.	21	O'Leary, Cian			M	Male 55-59		16:08	01:46	43:11	00:57	23:31	<b>1:25:33</b>






## NQ Games 2026

### Overall Results

Place	Bib	Name	Nat.	YoB	Gender	AG	Club	Swim	T1	Bike	T2	Run	Finish
19.	20	Cleguer, Christophe		1983	M	Male 40-44		16:49	02:18	41:08	01:30	23:52	<b>1:25:37</b>
45.	7	Robinson, Gary		1977	M	Male 45-49		19:51	02:15	50:52	01:13	31:37	<b>1:45:48</b>





#### 50-59-F

#### Sprint Distance

24.	50	Wetherall, Linda		1968	F	Female 55-59		16:09	01:28	41:23	01:03	29:07	<b>1:29:10</b>
38.	5	CAHILL, Priscilla		1975	F	Female 50-54		18:34	01:03	48:16	01:02	31:27	<b>1:40:22</b>
41.	45	Sommerville, Kate		1971	F	Female 55-59		19:29	02:11	47:10	01:28	31:32	<b>1:41:50</b>
46.	53	Emmerton, Jody		1976	F	Female 50-54		23:05	01:59	46:12	01:08	35:27	<b>1:47:51</b>
48.	16	Wood, Sandra		1969	F	Female 55-59		16:46	01:29	51:16	02:00	39:55	<b>1:51:26</b>





#### 50-59-M

#### Sprint Distance

6.	22	Selman, Jason		1971	M	Male 55-59		11:13	00:48	36:58	00:58	23:09	<b>1:13:06</b>
8.	31	Tetley, Steve		1973	M	Male 50-54		15:29	00:55	36:15	00:42	21:38	<b>1:14:59</b>
20.	13	Richardson, Tony			M	Male 55-59		17:11	00:43	39:48	00:51	28:34	<b>1:27:07</b>
35.	24	Platts, John		1969	M	Male 55-59		15:13	00:57	40:20	01:33	39:10	<b>1:37:13</b>


#### 60-69-F

#### Sprint Distance

29.	36	Short, Jose		1964	F	Female 60-64		19:33	01:32	43:40	01:09	26:54	<b>1:32:48</b>
43.	34	Eggins, Jane		1961	F	Female 65-69		14:34	01:49	50:18	01:31	36:00	<b>1:44:12</b>
47.	17	Meng, Catherine		1961	F	Female 65-69		20:57	01:15	50:27	01:52	34:32	<b>1:49:03</b>
50.	30	Willett, Susan		1957	F	Female 65-69		20:17	03:11	50:26	02:20	42:17	<b>1:58:31</b>

#### 60-69-M

#### Sprint Distance

31.	37	Boussouira, Madjid		1961	M	Male 65-69		18:23	01:58	46:17	01:01	25:55	<b>1:33:34</b>
-----	----	--------------------	---	------	---	------------	--	-------	-------	-------	-------	-------	----------------

Number of records: 51